

ABI-1 IONISER

Revision 3, June 2018



Easy Reference:

Serial number of the unit:	
Date of Purchase and address:	
Name and address of the supplier:	

CONTENT
PN 7.00.6.6.0411. Rev 3 June 2018

1.0	INTRODUCTION	3
2.0	SAFETY REGULATIONS	3
3.0	PRECAUTIONS	4
4.0	TECHNICAL FEATURES	4
5.0	BOX CONTENTS	5
6.0	INSTRUMENT OVERVIEW	5
7.0	OPERATION	6
8.0	APPLICATIONS	7
9.0	IONISER MAINTENANCE	7

1.0 INTRODUCTION

The ioniser has two conductive needles that produce ions at positive and negative charge when powered at high voltage. These ions are attracted to weighing material charged electrostatically, by neutralizing in this way the disturbing electrostatic charge. Neutralizing electrostatic charges, forces that falsify weighing will disappear (es. Wrong weighing result, instability).

2.0 SAFETY REGULATIONS



- Use the ioniser in potentially explosive environments. The instrument is not protected against explosions.
- Expose the ioniser to high humidity for a prolonged time.
- Disassemble or modify the ioniser.



- The use of the ioniser is intended in combination to electronic balances. Do not use it for other purposes.
- Protect the ioniser against steam and dust.
- Avoid damages due to drops or hits.
- The ioniser produces toxic ozone, therefore provide for proper ventilation.



- If water or other foreign matter enters the ioniser, immediately switch off and disconnect the ioniser from the mains.
- Handle with care ions source and the outputs because of high voltage.
- Use only power supply provided.
- For maintenance work and cleaning disconnect ioniser from network.
- In case of inactivity disconnect ioniser from network.

3.0 PRECAUTION

1. Effect regular maintenance and cleaning of the ioniser:
 - Ions cleaning after 100 hours.
 - Replacement of ions source after 10000 hours.
2. Operation of damaged ioniser may cause electric shortcircuit or fire.
3. It is not allowed operation outdoor and in vehicles.
4. Before ionizing powder material switch off the fan

4.0 TECHNICAL FEATURES

Distance between the sample and ions source	approx. 5 - 40 cm
Discharge time	9s / 5cm, 13s / 10cm, 100s / 40cm (with blower turned on)
Ozone concentration	from 0 ~ 0.05 ppm (2cm from ions source)
Max. volume of the air	0.06cm ³ / min
Specific environment conditions	0 – 50°C, 20 ~ 80% air humidity (no condensation)
Input voltage	AC 100-240V, 50/60Hz
Secondary voltage supply	DC 12V, 500mA
Pollution degree	2
Overvoltage category	Category II
Maximum height of installation	Up to 2000m
Installation site	Only indoors
Dimensions (cm)	11 x 10,5 x 4,5
Weight (g)	310

5.0 BOX CONTENTS




1 – User manual

2 – Power supply 12V with interchangeable sockets

3 - Ioniser

6.0 INSTRUMENT OVERVIEW




1 – Ionization point

2 – Green led

3 – Yellow led

4 – Switch for ioniser with blower



5 – Power supply connector


6 – Ventilation fan

7 – Main switch

7.0 OPERATION

Power is supplied through an external power supply. Use only original power supply included in the package. Connect the ioniser to electrical network only with instrument switched off (main switch “OFF”).

Once the ioniser is connected to the network with its power supply move back switch on “ON” and the instrument will start operating.



Blower switching:

When the front switch blower starts working properly, it's confirmed by yellow led.

If blower is switched, it is possible to get better ionization results, and duration to discharge the sample is lowered.



N.B. If the sample can be easily lifted, switch off the blower.

8.0 APPLICATIONS

THE USE OF THE IONISER IS INTENDED ONLY IN COMBINATION WITH ELECTRONIC BALANCES

- Discharge of solid bodies or weighing container.
- Discharge of powder samples (attention in case of toxic material)
N.B: if the sample can be easily lifted, switch off the blower.
- Discharge of weighing instrument: wind shield and weighing containers.

Direct the ionizer towards the balance to discharge it from possible electrostatic charges placed on glasses or plastic parts.



9.0 IONISER MAINTENANCE

1. Keep ions source clean, keep holes placed on front part of the ioniser clean.
2. Keep vacuum fan clean.
3. Pay attention so that no liquids enter into the device and dry with a soft, dry cloth.

WARRANTY INFORMATION

Adam Equipment offers Limited Warranty (Parts and Labour) for the components failed due to defects in materials or workmanship. Warranty starts from the date of delivery.

During the warranty period, should any repairs be necessary, the purchaser must inform its supplier or Adam Equipment Company. The company or its authorised Technician reserves the right to repair or replace the components at any of its workshops depending on the severity of the problems. However, any freight involved in sending the faulty units or parts to the service centre should be borne by the purchaser.

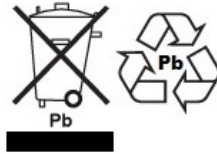
The warranty will cease to operate if the equipment is not returned in the original packaging and with correct documentation for a claim to be processed. All claims are at the sole discretion of Adam Equipment.

This warranty does not cover equipment where defects or poor performance is due to misuse, accidental damage, exposure to radioactive or corrosive materials, negligence, faulty installation, unauthorised modifications or attempted repair or failure to observe the requirements and recommendations as given in this User Manual. Additionally rechargeable batteries (where supplied) are not covered under warranty.

Repairs carried out under the warranty does not extend the warranty period. Components removed during the warranty repairs become the company property.

The statutory right of the purchaser is not affected by this warranty. The terms of this warranty is governed by the UK law. For complete details on Warranty Information, see the terms and conditions of sale available on our web-site.

WEEE 2012/19/EU



This device may not be disposed of in domestic waste. This also applies to countries outside the EU, per their specific requirements. Disposal of batteries (if fitted) must conform to local laws and restrictions.

Cet appareil ne peut être éliminé avec les déchets ménagers. L'élimination de la batterie doit être effectuée conformément aux lois et restrictions locales.

Dieses Gerät nicht mit dem Hausmüll entsorgt.

Dispositivo no puede ser desechado junto con los residuos domésticos

Dispositivo non può essere smaltito nei rifiuti domestici.

FCC / IC CLASS A DIGITAL DEVICE EMC VERIFICATION STATEMENT

NOTE: This equipment has been tested and found to comply with the limits for a Class A digital device, pursuant to Part 15 of the FCC rules and Canadian ICES-003/NMB-003 regulation. These limits are designed to provide reasonable protection against harmful interference when the equipment is operated in a commercial environment. This equipment generates, uses and can radiate radio frequency energy and, if not installed and used in accordance with the instruction manual, may cause harmful interference to radio communications. Operation of this equipment in a residential area is likely to cause harmful interference in which case the user will be required to correct the interference at his own expense.



Adam Equipment products have been tested with, and are always supplied with mains power adaptors which meet all legal requirements for the intended country or region of operation, including electrical safety, interference and energy efficiency. As we often update adaptor products to meet changing legislation it is not possible to refer to the exact model in this manual. Please contact us if you need specifications or safety information for your particular item. Do not attempt to connect or use an adaptor not supplied by us.

ADAM EQUIPMENT is an ISO 9001:2015 certified global company with more than 50 years' experience in the production and sale of electronic weighing equipment.

Adam products are predominantly designed for the Laboratory, Educational, Health and Fitness, Retail and Industrial Segments. The product range can be described as follows:

- Analytical and Precision Laboratory Balances
- Compact and Portable Balances
- High Capacity Balances
- Moisture analysers / balances
- Mechanical Scales
- Counting Scales
- Digital Weighing/Check-weighing Scales
- High performance Platform Scales
- Crane scales
- Mechanical and Digital Electronic Health and Fitness Scales
- Retail Scales for Price computing

For a complete listing of all Adam products visit our website at www.adamequipment.com

<p>Adam Equipment Co. Ltd. Maidstone Road, Kingston Milton Keynes MK10 0BD UK Phone:+44 (0)1908 274545 Fax: +44 (0)1908 641339 e-mail: sales@adamequipment.co.uk</p>	<p>Adam Equipment Inc. 1, Fox Hollow Rd. 06478 USA Phone: +1 203 790 4774 Fax: +1 203 792 3406 e-mail: sales@adamequipment.com</p>	<p>AE Adam GmbH. Instenkamp 4 D-24242 Felde Germany Phone +49 (0)4340 40300 0 Fax: +49 (0)4340 40300 20 e-mail: vertrieb@aeadam.de</p>
<p>Adam Equipment S.A. (Pty) Ltd. 7 Megawatt Road, Spartan EXT 22 Kempton Park, Johannesburg, Republic of South Africa Phone +27 (0)11 974 9745 Fax: +27 (0)11 392 2587 e-mail: sales@adamequipment.co.za</p>	<p>Adam Equipment (S.E. ASIA) PTY Ltd 2/71 Tacoma Circuit CANNING VALE 6155 Perth Western Australia Phone: +61 (0) 8 6461 6236 Fax +61 (0) 8 9456 4462 e-mail: sales@adamequipment.com.au</p>	<p>Adam Equipment (Wuhan) Co. Ltd. A Building East Jianhua Private Industrial Park Zhuanyang Avenue Wuhan Economic & Technological Development Zone 430056 Wuhan P.R.China Phone: + 86 (27) 59420391 Fax + 86 (27) 59420388 e-mail: info@adamequipment.com.cn</p>

© Copyright by Adam Equipment Co. All rights reserved. No part of this publication may be reprinted or translated in any form or by any means without the prior permission of Adam Equipment.

Adam Equipment reserves the right to make changes to the technology, features, specifications and design of the equipment without notice.

All information contained within this publication is to the best of our knowledge timely, complete and accurate when issued. However, we are not responsible for misinterpretations which may result from the reading of this material.

The latest version of this publication can be found on our Website.

www.adamequipment.com